

Fairfield Police Department
Town of Fairfield, Connecticut

Monthly Report

October 2024



Chief Robert Kalamaras
Fairfield Police Department

Call for Service Statistics - Year to Date

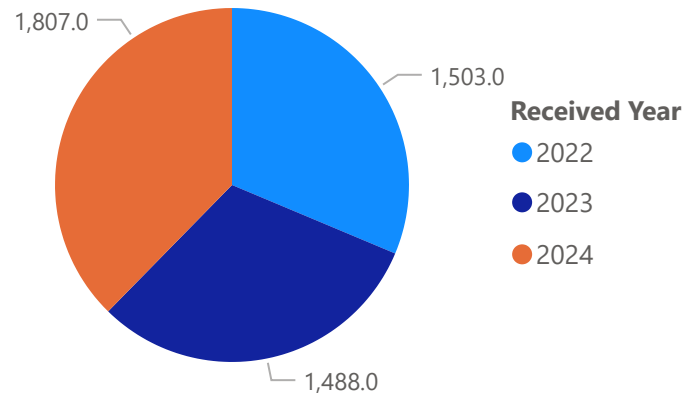
Actual Call Type	01 -...	02 ...	03 -...	04 ...	05 -...	06 - ...	07 -...	08 -...	09 ...	10 -...
911 HANG UP	11	14	7	12	11	10	6	8	15	14
ALARM	3	3	7	2	3	3	5	7	1	2
ALARM EXCUSED	1		2		6	2	2	2	3	1
ALARM FALSE	169	171	181	170	151	176	209	188	158	124
ANIMAL COMPLAINT	68	48	67	78	108	99	110	114	78	82
ASSAULT	6	1	2	7	6	4	3	1	4	2
ASSISTANCE	190	201	244	220	313	270	273	244	234	258
BANK ESCORT	19	11	15	16	14	14	21	14	12	14
BREACH OF PEACE	38	50	45	35	52	49	50	58	58	60
BURGLARY - RESIDENCE	3		1	1		4			1	
BURGLARY - COMMERCIAL		1	3	2	5	1	3	1	2	1
BURGLARY - GARAGE	1				1	1	1	1	1	
BURGLARY ATTEMPT	1				1		1		1	
BUSINESS/LOCATION CHECK	1,539	1,341	1,273	1,007	1,315	988	825	988	1,301	1,482
DEAD ON ARRIVAL	3	1	2	4	1	1	2		4	2
DOOR UNLOCKED	3	2		3	1	1	6	4	4	3
EDP	14	13	15	15	15	14	14	14	21	11
EMERGENCY MEDICAL CALL	241	191	190	210	340	354	336	379	397	341
EMERGENCY MEDICAL CALL (CODE 2)	120	113	112	115	6		1			
FIREWORKS COMPLAINT		1	1		8	6	29	6	4	2
FUNERAL ESCORT	17	20	15	21	14	12	11	16	15	4
HARASSMENT	12	21	22	27	17	21	18	21	11	19
INTOXICATED SUBJECT	2	7	4	7	9	9	6	5	8	2
INVESTIGATION	129	119	144	142	165	144	173	157	187	161
INVESTIGATION-WARRANT ARREST	15	13	20	12	15	2	23	5	14	8
LARCENY/THEFT	20	30	35	42	54	49	39	28	24	50
LARCENY-IDENTITY THEFT	12	14	13	13	15	10	14	14	15	13
MEDICAL ALARM	1	3	4	2						
MISSING PERSON	1	3	2	3	7	6	3	2	7	5
NARCOTICS VIOLATION			4	1	1					
NOISE COMPLAINT	16	27	33	37	55	57	34	35	69	53
PARKING VIOLATION	31	57	50	52	76	62	67	37	65	50
RECKLESS DRIVER	24	33	34	42	49	52	43	43	41	45
RECOVERED PROPERTY	9	12	11	21	23	24	20	23	16	24
ROAD HAZARD	29	15	31	28	29	41	44	48	29	18
ROBBERY	2		2			1				1
SEX VIOLATION	2		3	2	3	1			3	
SHOPLIFTER	36	16	28	38	37	35	36	25	36	33
STOLEN VEHICLE	8	8	14	6	5	16	9	9	8	7
STOLEN VEHICLE ATTEMPT		1	1							
SUICIDE			1	1		1				1
SUICIDE ATTEMPT	2		4	1	2	2			2	
SUICIDE THREAT	1	2	2	5	6	1	6	5	2	5
SUSPICIOUS PERSON	28	30	35	36	42	27	47	31	39	37
SUSPICIOUS VEHICLE	26	21	26	18	16	17	27	17	21	11
THEFT FROM MOTOR VEHICLE	23	15	30	25	24	24	35	21	22	25
TRAFFIC CONTROL MALFUNCTION	12	12	14	8	10	12	13	10	10	11
TRESPASSER	14	4	12	15	11	11	12	10	10	14
VANDALISM MISCELLANEOUS	7	10	7	14	14	17	17	8	5	11
VANDALISM TO STRUCTURE		1					1			
VANDALISM TO VEHICLE	1	1	1	1	1	2		1		

Not all Call Types are Included

The data depicted on this page and within this report may not be inclusive of all incidents or events and is presented for convenience to the viewer.

Call for Service Statistics - October

Actual Call Type	2022	2023	2024
911 HANG UP	4	13	14
ALARM		7	2
ALARM EXCUSED		1	1
ALARM FALSE	208	134	124
ANIMAL COMPLAINT	93	89	82
ASSAULT	5	5	2
ASSISTANCE	186	223	258
BANK ESCORT	20	20	14
BREACH OF PEACE	46	61	60
BUSINESS/LOCATION CHECK	1,358	1,903	1,482
COMMUNITY EVENT	87	56	63
DEAD ON ARRIVAL	3	4	2
EDP	5	10	11
EMERGENCY MEDICAL CALL	395	269	341
EMERGENCY MEDICAL CALL (CODE 2)	117	111	
FIREWORKS COMPLAINT		2	2
FUNERAL ESCORT	16	6	4
HARASSMENT	11	13	19
INTOXICATED SUBJECT	2	5	2
M.V. ACCIDENT	210	215	181
MEDICAL ALARM	1	3	
MISSING PERSON	2	1	5
NOISE COMPLAINT	30	53	53
PARKING VIOLATION	50	57	50
RECKLESS DRIVER	33	40	45
RECOVERED PROPERTY	15	14	24
ROAD HAZARD	16	20	18
ROBBERY	2		1
SEX VIOLATION	1	1	
SUICIDE		2	1
SUICIDE ATTEMPT	3	1	
SUICIDE THREAT	6	3	5
SUSPICIOUS PERSON	32	47	37
SUSPICIOUS VEHICLE	19	26	11
TRAFFIC CONTROL MALFUNCTION	8	7	11
TRESPASSER	11	12	14
VANDALISM MISCELLANEOUS	5	13	11
VANDALISM TO STRUCTURE	2		
VANDALISM TO VEHICLE	3		
VEHICLE ACCIDENT WITH INJURIES	33	30	24



Investigations, Burglaries, Larcenies & Vehicle Thefts

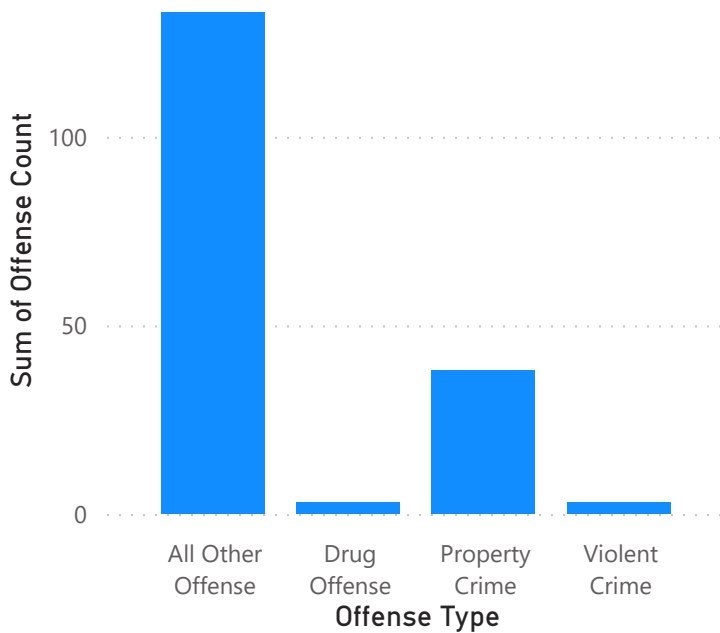
Actual Call Type	2022	2023	2024
BURGLARY - RESIDENCE	4	2	
BURGLARY - COMMERCIAL	3		1
BURGLARY - GARAGE		1	
BURGLARY ATTEMPT - RESIDENCE	2		
INVESTIGATION	175	152	160
INVESTIGATION- SENIOR CITIZEN		1	
INVESTIGATION-ARREST	6	3	3
INVESTIGATION-CREDIT CARD FRAUD	1		
INVESTIGATION-FINANCIAL CRIME	5	4	
INVESTIGATION-FORGERY	2		
INVESTIGATION-WARRANT ARREST	14	7	8
LARCENY/THEFT	25	33	50
LARCENY-IDENTITY THEFT	1	19	13
SHOPLIFTER	28	15	33
STOLEN VEHICLE	10	6	7
THEFT FROM MOTOR VEHICLE	26	29	24

Offense Statistics - October

Offense Type	2022	2023	2024
All Other Offense	50	43	42
Drug Offense			3
Property Crime	12	10	16
Violent Crime	1	2	
Total	63	55	61

Offense Description	2022	2023	2024
All other Larceny		2	4
All Other Offenses	22	17	15
Counterfeiting/Forgery			1
Destruction/Damage/Vandalism of Property		1	1
Disorderly Conduct	4	4	1
Driving under the Influence	6	6	7
Drug Narcotic Violations			3
False Pretenses/Swindle/Confidence Game		1	
Forcible Fondling			2
Impersonation	2		
Intimidation	7	6	8
Motor Vehicle Theft			4
Robbery	1	2	
Shoplifting	10	6	9
Simple Assault	7	5	5
Theft From Vehicle			1
Trespass of Real Property	1	1	
Weapon Law Violations	3	4	

Sum of Offense Count by Offense Type



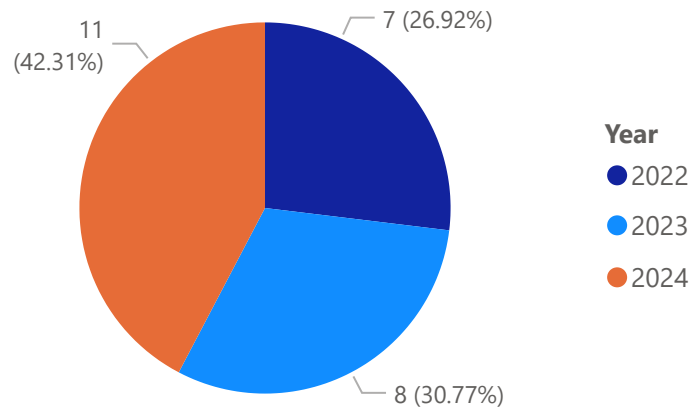
The Fairfield Police Department participate in National Incident-Based Reporting System (NIBRS) which was implemented to improve the overall quality of crime data collected by law enforcement. NIBRS captures details on each single crime incident—as well as on separate offenses within the same incident—including information on victims, known offenders, relationships between victims and offenders, arrestees, and property involved in crimes.

Definitions for NIBRS Offenses can be found at:

https://ucr.fbi.gov/nibrs/2019/resource-pages/nibrs_offense_definitions-2019.pdf

Family Violence Offense Statistics - October

Family Violence	2022	2023	2024	Total
Yes	7	8	11	26
Total	7	8	11	26



If you or someone you know is a victim of domestic violence, there are CONFIDENTIAL, SAFE, and FREE services available throughout Connecticut 24 hours per day, 7 days per week.

If you need help or just someone to talk to, please visit us at [CTSafeConnect.org](https://www.CTSafeConnect.org) or call or text **(888) 774-2900**. Advocates are available 24/7. All languages are supported!

To learn more, visit www.ctcadv.org or www.CTSafeConnect.org

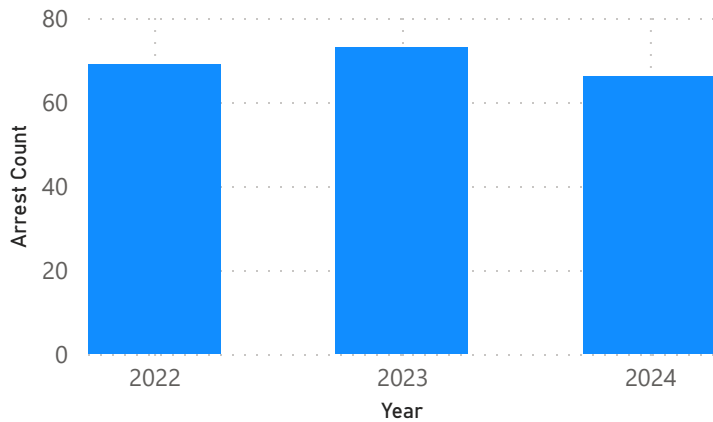
Arrest Statistics - October

Charge Type	2022	2023	2024
Felony	21	15	15
Infraction	9	5	10
Misdemeanor	58	61	60
Violation	4	1	3
Total	69	73	66

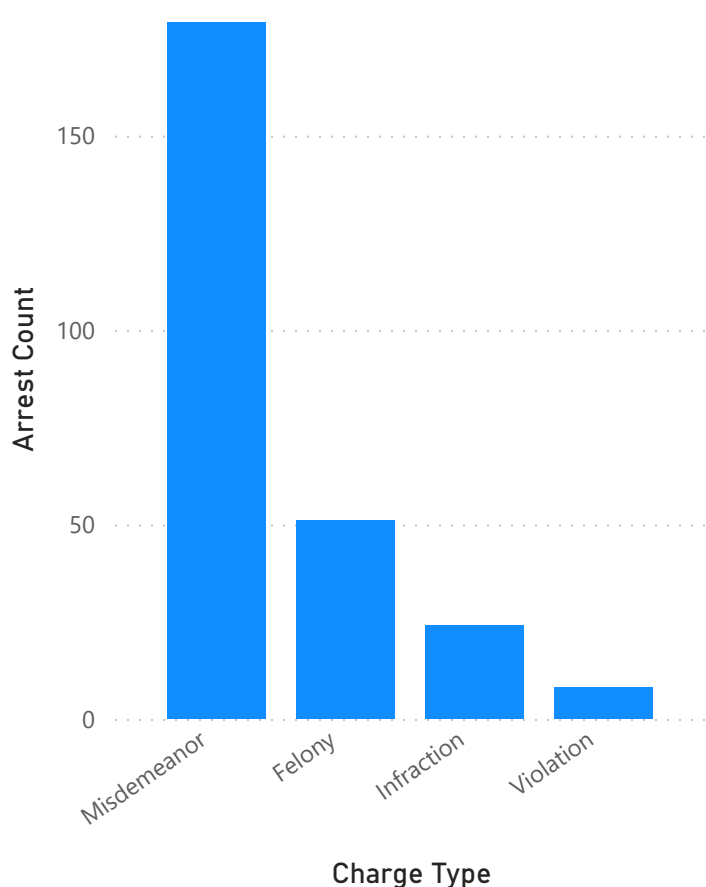
Top 40 Arrest Charges

Description	2022	2023	2024
<\$500 ON REVOKED PAYMENT CARD	0	1	1
ASSAULT 3RD DEG	2	0	3
BREACH OF PEACE 2ND DEG	3	4	4
BURGLARY 3RD DEG	2	2	2
CRIM VIO OF RESTRAINING ORDER	0	1	1
CRIMINAL IMPERSONATION	1	0	1
CRIMINAL MISCHIEF 1ST DEG	0	1	1
CRIMINAL MISCHIEF 2ND DEG	0	1	4
CRIMINAL MISCHIEF 3RD DEG	1	0	1
CRIMINAL TRESPASS 1ST DEG	1	2	1
DISORDERLY CONDUCT	10	9	8
ENGAGING POLICE IN PURSUIT	0	1	1
EVADE RESP-INJURY/PROP DAMAGE	1	0	1
FAILURE TO APPEAR 1ST DEG	2	3	1
FAILURE TO APPEAR 2ND DEG	18	18	8
FAILURE TO DRIVE UPON RIGHT	0	1	1
FLR COMPLY FINGERPRINT REQS	2	0	0
FLR TO DRIVE IN PROPER LANE	2	2	3
FLR TO INSURE PRIVATE MTR VEH	7	1	1
FLR TO RESPOND TO INFRACTION	0	3	0
FOLLOW TOO CLOSELY-W/ACDNT	0	1	1
FORGERY 3RD DEG	2	0	2
HARASSMENT 2ND DEG	0	2	2
ILL OPN MV UNDER INFL ALC/DRUG	4	7	7
ILL OPN MV UNDER SUSPENSION	2	1	1
ILL OPN MV WO MINIMUM INSURNCE	0	0	2
ILL POSS WEAPON IN MTR VEHICLE	3	2	0
IMPROPER USE-MARKER/LIC/RGSTR	4	0	1
INTERFERE WITH OFFCR/RESISTING	6	5	5
LARCENY 3RD DEG	3	2	0
LARCENY 4TH DEG	0	3	0
LARCENY 5TH DEG	4	2	3
LARCENY 6TH DEG	7	9	13
LARCENY OF MV - 1ST OFFENSE	0	2	5
OPERATE MV WITHOUT LICENSE	3	2	3
OPERATE/PARKS UNREGISTRD MV	4	2	2
PERMIT MINOR TO POSESS ALCOHOL	0	0	3
POS CONTROL SUBSTNCE 1ST OFFNS	1	0	1
POSSESSION OF BURGLAR TOOLS	0	1	1
RECKLESS DRIVING	0	1	1
RISK OF INJURY TO CHILD	4	2	1
ROBBERY 2ND DEG	5	0	0
STALKING 3RD DEG	1	1	0
THREATENING 2ND DEG	2	0	0
VIOLATION OF PROBATION	1	1	0
VIOLATION OF PROTECTIVE ORDER	2	2	2

Arrest Count by Year



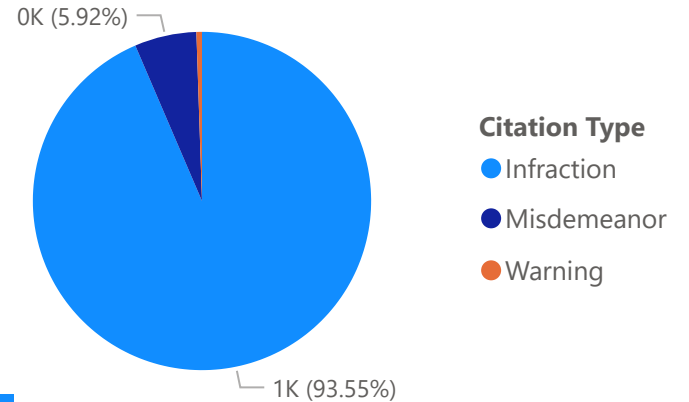
Arrest Count this Month Only



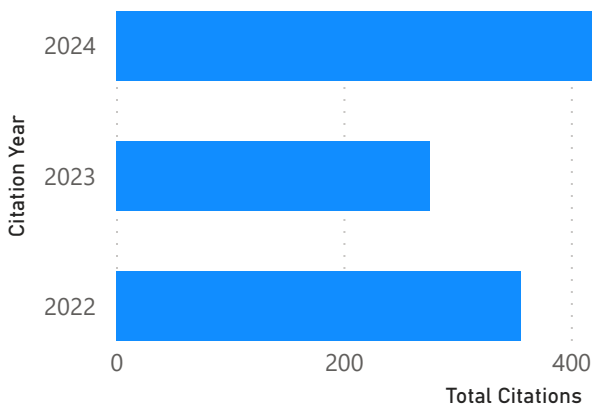
Citation Statistics - October

Citation Type	2022	2023	2024	Total
Infraction	311	260	662	1,233
Misdemeanor	40	16	22	78
Warning	5		2	7
Total	356	276	686	1,318

Total Citations by Citation Type

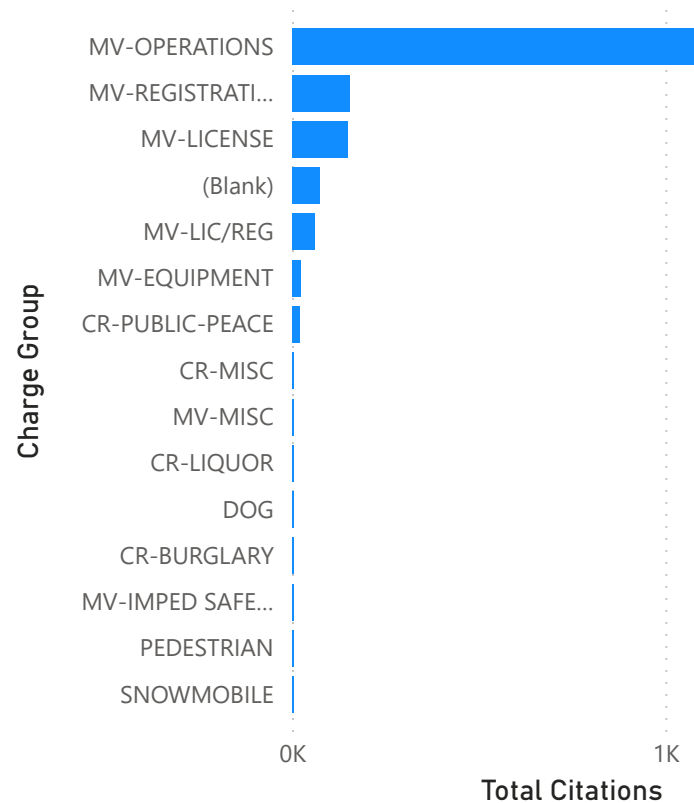


Total Citations by Citation Year



Charge Group	2022	2023	2024
	38	16	21
CR-BURGLARY	1		
CR-LIQUOR		2	
CR-MISC	1	2	2
CR-PUBLIC-PEACE	5	12	4
DOG	1		1
MV-EQUIPMENT	2	3	18
MV-IMPED SAFETY		1	
MV-LIC/REG	14	11	35
MV-LICENSE	27	31	90
MV-MISC		3	2
MV-OPERATIONS	300	217	581
MV-REGISTRATION	38	35	82
PEDESTRIAN			1
SNOWMOBILE		1	
Total	405	276	686

Total Citations by Charge Group

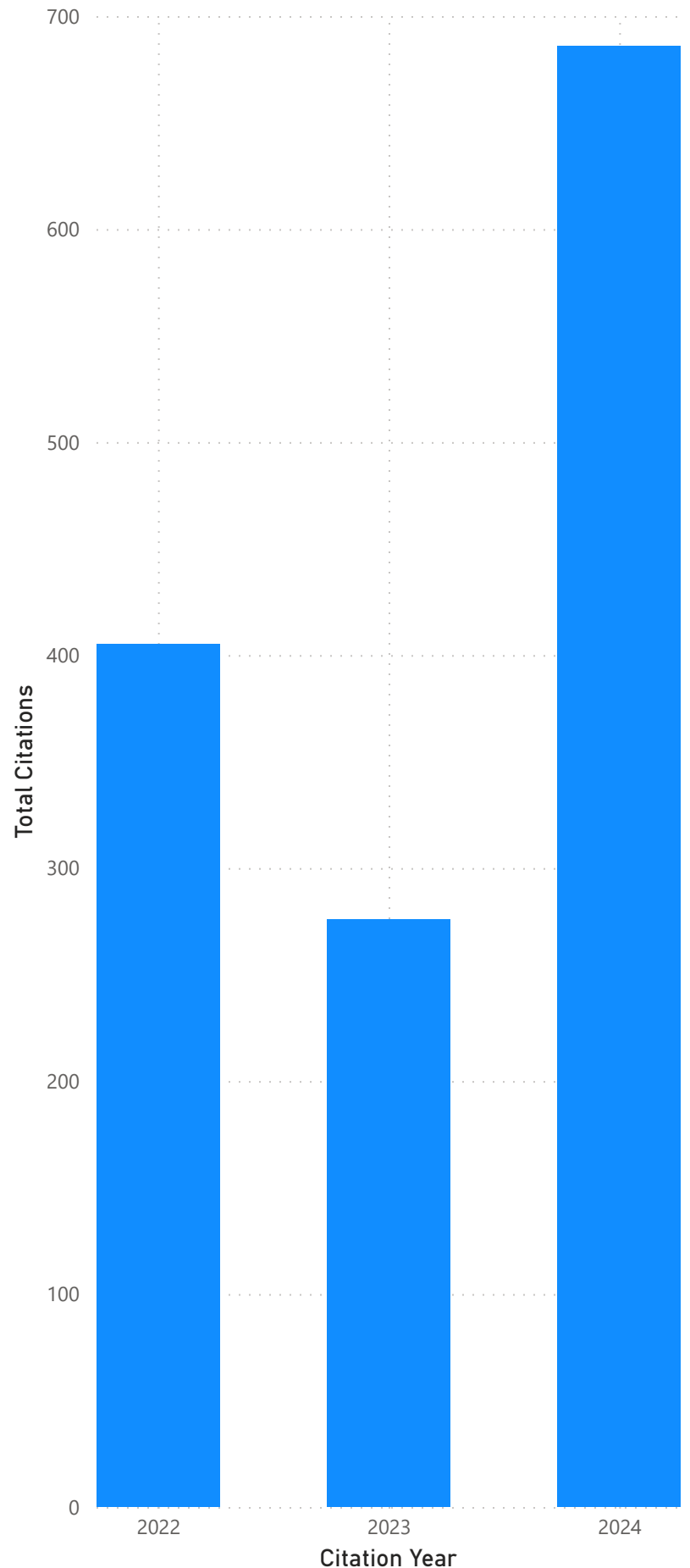


Citation Statistics - October

Top 40 Citation Charges

ChargeDesc	2022	2023	2024
14-100a(c)(1) - FLR TO WEAR SAFETY SEAT BELT	1	3	13
14-12(a) - FAILURE TO RENEW REGISTRATION	7	5	2
14-12(a)* - OPERATE/PARKS UNREGISTRD MV	30	29	69
14-13 - FAILURE TO CARRY REG/INS CARD	4		6
14-147(a) - FALSIFY MARKER/LICENSE/RGSTRTN	7		2
14-147(c) - IMPROPER USE-MARKER/LIC/RGSTR	14	11	35
14-147c - MISUSE OF PLATE	1		4
14-18(a) - FAIL TO DISPLAY PLATES/INSERTS		2	12
14-18(c) - VIO READABLE/LOST PLATES REQS			3
14-213 - FLR TO CARRY OPERATOR LICENSE	1	2	1
14-213b - ILL OPN MV WO MINIMUM INSURNCE	3	16	54
14-215 - ILL OPN MV UNDER SUSPENSION	10	6	15
14-215(a) - ILL OPN MV UNDER SUSPENSION	3	2	3
14-215a - IL OPN MV UNDER 14-140 SUSPNSN	1	3	
14-218a - TRAVELING UNREASONABLY FAST	53	72	190
14-218a* - TRAVELING TOO FAST CONDITIONS	1	2	1
14-218a*SZ - VIO 14-218A* IN A SCHOOL ZONE			5
14-218aSZ - VIO 14-218A IN A SCHOOL ZONE			46
14-219(b) - SPEEDING INFRACTION-CARS ONLY		4	3
14-224(a)* - EVADE RESPONSIBILITY DEATH		1	1
14-224(b)(3) - EVADE RESP-INJURY/PROP DAMAGE	2		
14-224b - EVADING RESPONSIBILITY	2	1	
14-230(a) - FAILURE TO DRIVE UPON RIGHT	1	3	5
14-232(a)(1) - IMP PASSING-UNSAFE DISTANCE	1	3	1
14-233 - FLR COMPLY PASS ON RIGHT RULES		2	
14-236 - FLR TO DRIVE IN PROPER LANE	6	9	10
14-240(b) - FOLLOW TOO CLOSELY	1		1
14-240(b)* - FOLLOW TOO CLOSELY-W/ACDNT	4	3	7
14-241 - IMPROPER TURNS	1	1	2
14-242 - IMPROPER TURN/STOP-NO SIGNAL	1	1	
14-242(e) - LFT TURN-FL TO YLD RT OF WAY	1	4	1
14-243(b) - UNSAFE BACKING		1	2
14-244 - IMPROPER TURN/STOP SIGNALING	1	2	
14-245 - FLR GRANT RIGHT OF WAY-INTRRCT	1	2	2
14-247 - FLR GRANT RIGHT OF WAY-PRVT RD	1	1	5
14-296aa(b1st - OP MV W/HNDHLD TEL/ELC DEV/TXT	201	85	38
14-296aa(b2nd - VIO 14-296AA(B)-2ND OFFENSE		2	
14-296aa(f1st - DISTRACTD DRIVE NOT CELL/ELECT	1		1
14-298 - FLR COMPLY STATE TFC COMM REGS	3	1	47
14-299 - TRAFFIC CONTROL SIGNALS	6	11	63
14-300(c) - FLR TO YIELD TO PEDESTRIAN	2	1	1
14-301 - FAILURE TO OBEY STOP SIGN	13	8	149
14-36(a) - OPERATE MV WITHOUT LICENSE	21	14	58
14-36(c)(2)+ - OP MV WO PROPER INSTRUCTOR		2	
14-36a(c) - ILL OPN MV-VIO LICENSE CLASS		2	
14-36g(a)(2) - VIO MV OP REQS BY 16/17 YR OLD			2
14-36g(a)(4) - VIO PSGR SEAT BELT REQS-16/17			2
14-96a(a) - FAILURE TO DISPLAY LIGHTS	2		
14-96c - IMPROPER REAR/MARKER LAMPS	1		1
22-364a - ILL RELEASE DOMESTIC ANIMAL	1		1
38a-371 - FLR TO INSURE PRIVATE MTR VEH	25	2	3
53a-181a - CREATING A PUBLIC DISTURBANCE	5	12	4

Citations by Year during this Month

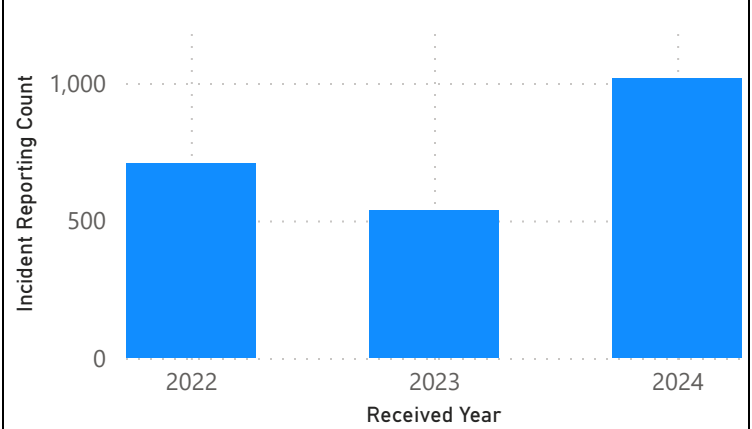


The data depicted on this page and within this report may not be inclusive of all incidents or events and is presented for convenience to the viewer.

Traffic Stop Statistics - October

Total Traffic Stops this Month

Actual Call Type	2022	2023	2024
TRAFFIC STOP - ARREST	312	175	619
TRAFFIC STOP - VERBAL	355	292	351
TRAFFIC STOP	21	66	41
TRAFFIC STOP - NO ACTION	17	3	1
TRAFFIC STOP - WRITTEN WARNING	2		2
Total	707	536	1,014



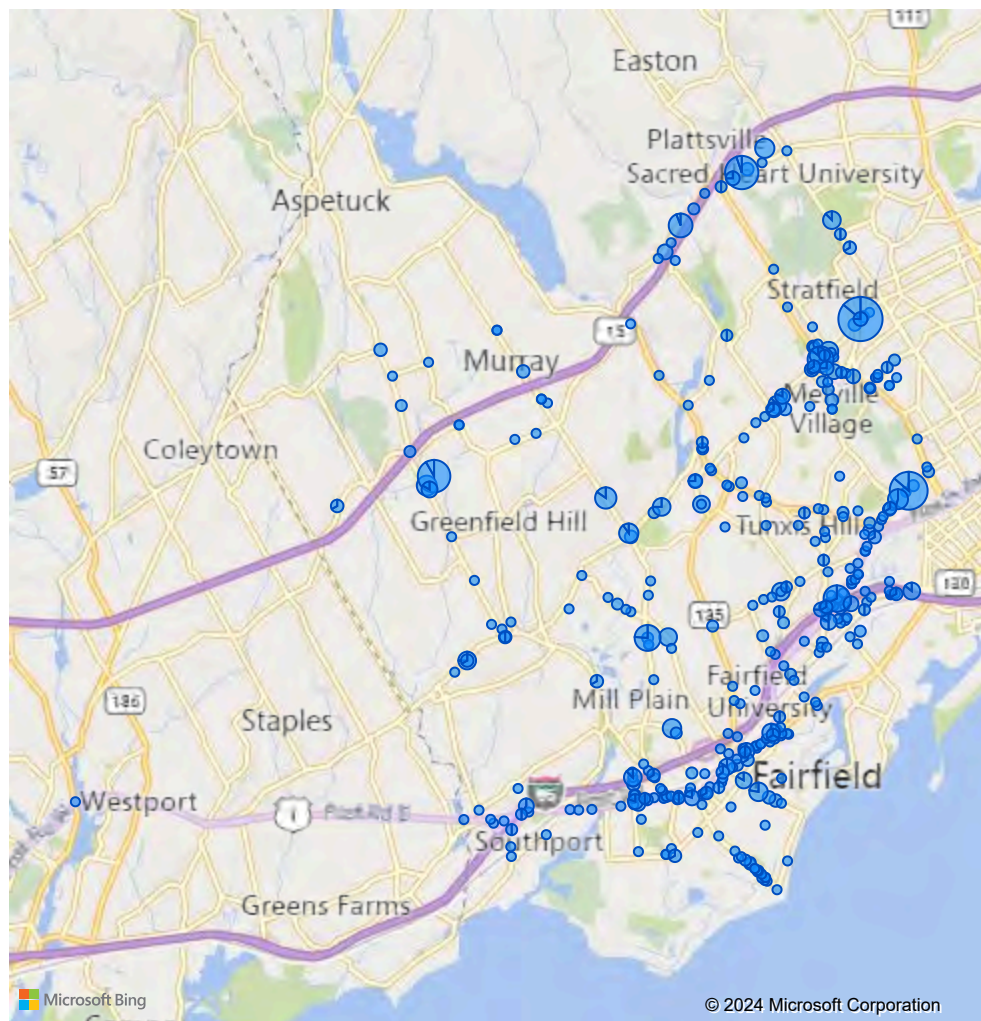
Enforcement Action this Month

Citation Type	2022	2023	2024
Infraction	280	185	619
Misdemeanor	33	10	17
Warning	4		2
Total	317	195	638

Top 5 Charges this Month

ChargeDesc	2024
14-12(a)* - OPERATE/PARKS UNREGISTRD MV	68
14-213b - ILL OPN MV WO MINIMUM INSURNCE	54
14-218a - TRAVELING UNREASONABLY FAST	189
14-299 - TRAFFIC CONTROL SIGNALS	60
14-301 - FAILURE TO OBEY STOP SIGN	146

TRAFFIC STOPS THIS MONTH:



Targeted Areas this Month:

- Unquowa Rd
- Fairfield Woods Rd
- Hulls Farm Rd
- Mill Plain Rd
- Cross Hwy
- Redding Rd
- Stratfield Rd
- Burr St
- Valley Rd
- Beach Rd
- Jefferson St
- Kings Hwy East
- Brookside Dr
- N Pine Creek Rd
- Reef Rd
- Roundhill Rd
- Pease Ave
- Duck Farm Rd
- Brookside Dr
- Villa Ave
- Park Ave
- Bronson Rd
- South Benson Rd
- Pansy Rd

Vehicle Crash Statistics - October

Total Crashes this Month

109

Total Crashes w/ Injuries

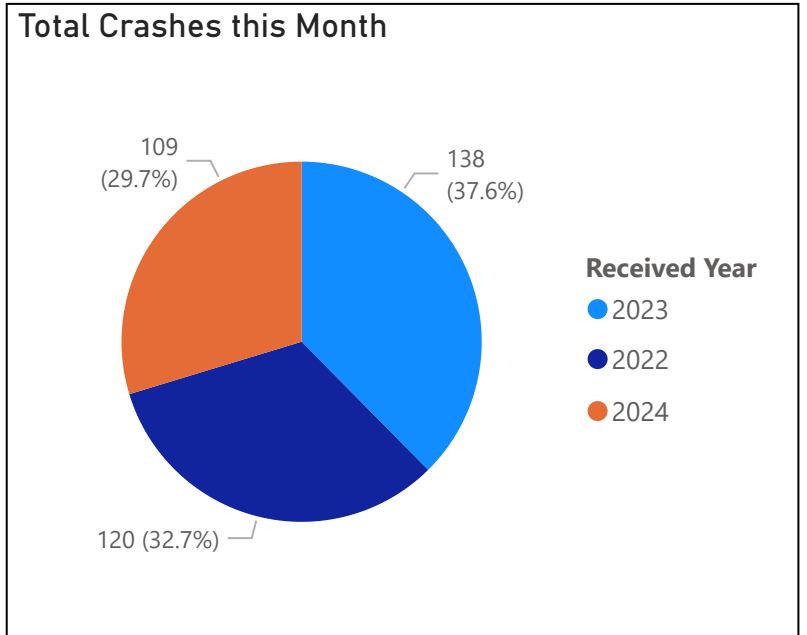
20

Fatal Crashes

0

Total Crashes this Month

Actual Call Type	2022	2023	2024
M.V. ACCIDENT	114	114	91
M.V. ACCIDENT WITH INJURIES	1		
VEHICLE ACCIDENT WITH INJURIES	5	24	18
Total	120	138	109

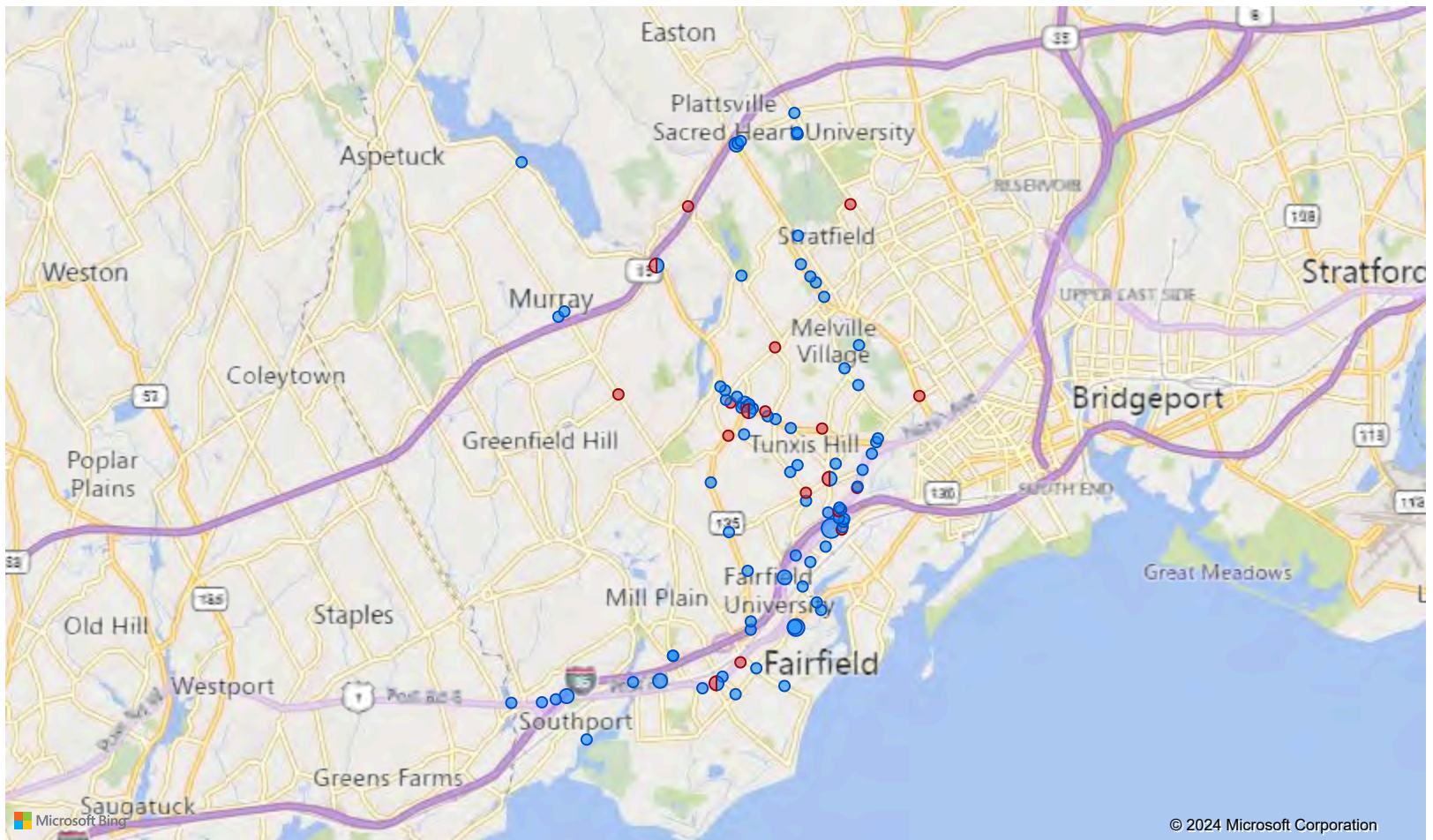


Enforcement Action this Month

Citation Type	2022	2023	2024
Infraction	21	24	32
Misdemeanor	2	5	1
Warning	1		
Total	24	29	33

VEHICLE CRASHES THIS MONTH

● M.V. ACCIDENT ● VEHICLE ACCIDENT WITH INJURIES



The data depicted on this page and within this report may not be inclusive of all incidents or events and is presented for convenience to the viewer.

Special Services Bureau - October

www.fpdct.com/specialservices

The following is a summary of the proactive work completed during this month by the respective units noted below. Additional details and/or statistics may be found on other pages of this report. This page is intended to serve as a summary and to recognize the dedication of each units personnel.

Traffic Safety & Crash Investigation Units

The Traffic Safety Unit conducted a total of 684 traffic stops in October 2024, resulting in the issuance of 552 infractions and 3 misdemeanor summonses, despite the lack of active enforcement grants during this period. It should be noted that we have just received state approval to participate in the FY25 DUI Grant, and we are awaiting further approval for additional Highway Safety Office (HSO) grants focused on Distracted Driving and the Click It or Ticket campaign. The Crash Investigation Unit responded to 79 motor vehicle accidents, including 11 with injuries, issuing 21 infractions and 2 misdemeanor summonses. The unit executed 1 search warrant and 1 arrest warrant while assisting outside agencies with 4 fatal crash investigations.

Crash Investigation October Monthly Report

SERGEANT M. KOMM / OFFICER M. LETSCH / OFFICER K. WELLS

MV. Accidents	MV. Accidents Injuries	Search Warrants	Arrest Warrants
79	11	*1	1
Infractions	Misdemeanors	Fatalities	Serious MVA
21	2	0	0
Details			
10/1/ 24 - Download data from Easton double fatal			
10/22/24 - Assist Bridgeport / Fatal pedestrian Pequonnick St			
10/22/24 - Assist Bridgeport / Fatal pedestrian Barnum Ave			
* 10/31/24 - Assist NYPD / serious injury evading / execute search arrant @ Fairfield Porche			

Traffic Unit Report:

Total Traffic Stops by Traffic Officers:

684

Total Infractions Issued:

552

Total Misdemeanor Summons Issued:

3

DUI Arrests:

3

Marine Unit:

The 2024 Boating Season ended early this year with Marine Unit Officers returning to their respective Field Services Bureau assignments on or before October 15th 2024. Prior to their return, Marine Unit Officers spent a total of 25 hours underway investigating 3 complaints and towing 1 boat.



School Safety Division - October

The School Safety Division is responsible for creating a physical presence at assigned school(s) and school related events. School Safety Officers serve as an informational resource to staff, students, and parents on safety information and interpretation of law. The division is also responsible for the implementation of new safety and law curriculum and to serve as an educator to the student population at assigned schools. It further aids in enhancing physical security and security procedures at assigned schools and periodically assessing, identifying and reporting vulnerabilities at assigned schools.

Business Checks (Schools)	527
Assistance Calls	22
Community Events	45
Emergency Medical Calls	5
Emotional Disturbed Person	2
Investigations	14
Traffic Control Malfunction	1
Parking Violations	1
MV Accident	1
Suspicious Persons	2
Breach of Peace	1
Traffic Stop	3
Reckless Driver	2
Alarm	1

Total Calls for Service 627

Events/Updates:

School Safety Division Officers collaborated with the Fairfield Bike/Pedestrian Committee and assisted with 3 “Bike to School” events involving hundreds of participants biking to school.

School Safety Officers assisted with several Halloween Events at their respective schools.



www.fpdct.com/schoolsafety

Parking Enforcement Statistics - October

Findings 10/1/2024 - 10/31/2024

684 Parking Citations Issued

(653 prior year – October 2023)

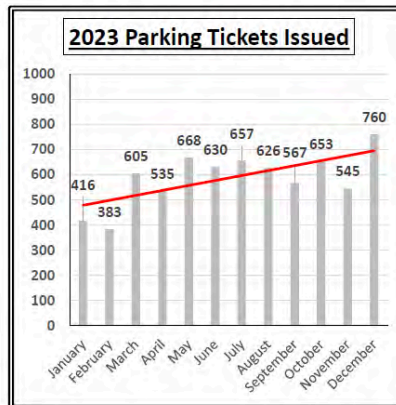
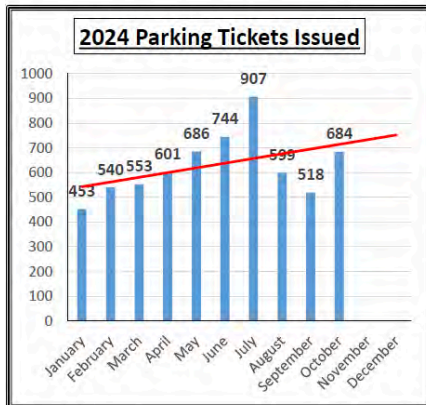
\$19,075.33 Funds Collected

(\$21,976.24 prior year - October 2023)

YTD TOTAL = \$256,024.69

Parking Ticket Summary

	Jan	Feb	Mar	Apr	May	Jun	Jul	Aug	Sep	Oct	Nov	Dec
2021	15	110	247	249	381	642	628	462	468	428	375	573
2022	197	267	508	394	475	512	643	472	434	365	358	567
2023	416	383	605	535	668	630	657	626	567	653	545	760
2024	453	540	553	601	686	744	907	599	518	684		



PARKING FINANCIALS

FINANCIALS	2024 Funds Collected	2023 Funds Collected	2022 Funds Collected
January	\$23,260.59	\$15,862.66	\$7,671.28
February	\$20,737.64	\$12,874.03	\$6,663.19
March	\$21,863.02	\$18,143.48	\$12,973.91
April	\$22,089.40	\$20,920.29	\$14,466.57
May	\$22,194.48	\$20,188.18	\$15,596.37
June	\$34,043.03	\$24,021.64	\$20,072.50
July	\$39,569.65	\$23,214.99	\$24,758.20
August	\$32,443.76	\$28,810.42	\$21,731.50
September	\$20,747.79	\$22,040.86	\$19,793.30
October	\$19,075.33	\$21,976.24	\$13,937.64
November		\$19,435.95	\$12,064.78
December		\$22,847.76	\$17,540.74
TOTAL	\$256,024.69	\$250,336.50	\$187,269.98

Animal Control & Shelter - October

Complaints: 78

Roaming, barking, animal bites, nuisance, wildlife, cruelty

Wildlife related complaints: 31

Animals tested for rabies: 0

Animals testing positive for rabies: 0

Animals impounded: 10 (9 dogs 1 cat)

Animal bites: 2 (1 dog bite ,1 raccoon bite)

Enforcement: 7 written warnings, 2 infractions issued

Dead Animals Picked Up: 31


Beach/Open Space/Other:

Multiple black bear sightings: Lampwick Lane area, Mistywood Lane. Bee hive box damage and 1 chicken killed.

Euthanized: 0

Sold as pet: 5 cats/kittens

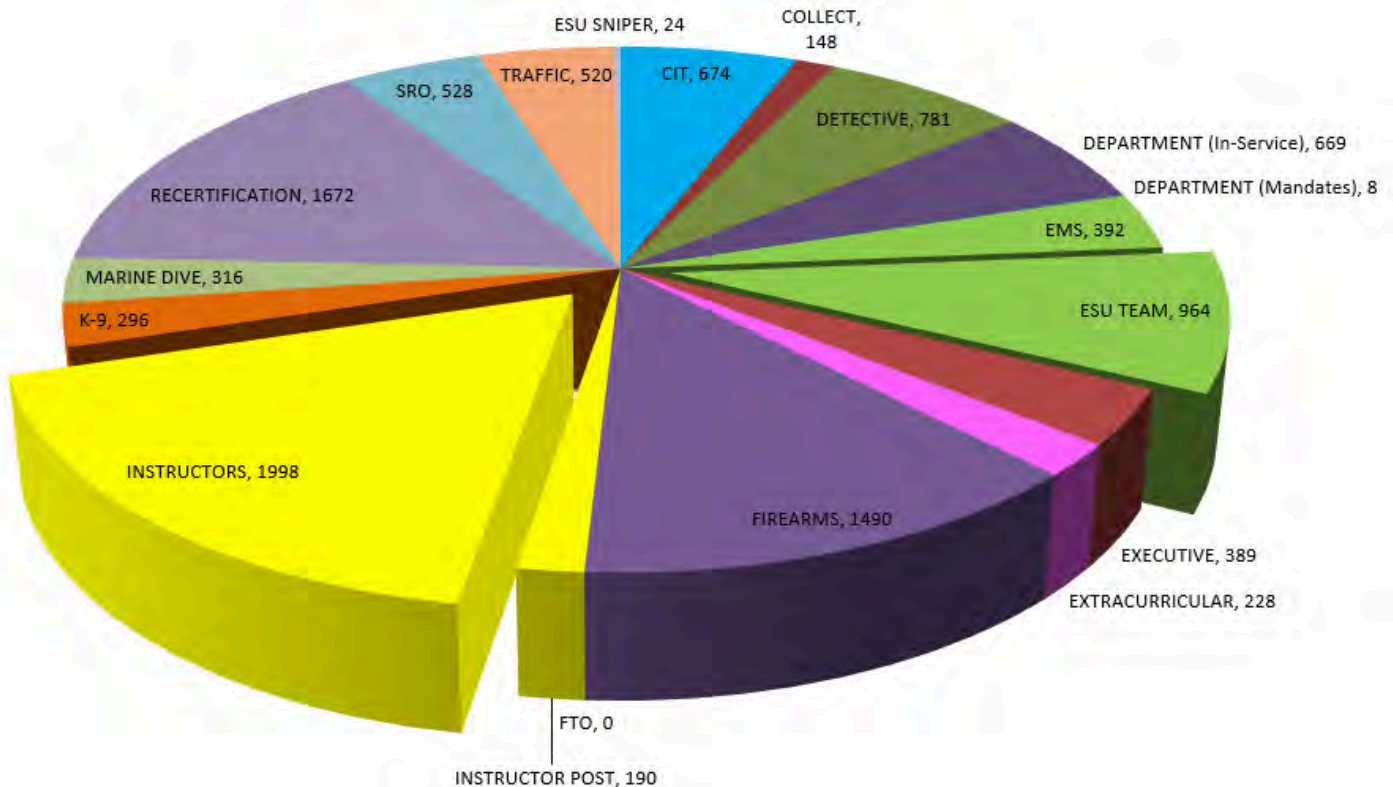
Animals Housed at Shelter: 8 dogs, 4 cats



Department Training Report - October

	2016	2017	2018	2019	2020	2021	2022	2023	2024
Total Class Attendance	120	659	980	1298	929	995	1289	1789	1776
Officers With Classes	54	109	104	109	109	114	112	114	115
Officers No Classes	54	-1	0	0	0	3	13	11	8
Total Officers	105	102	107	107	106	117	125	125	123
Officers/Class Average	2.14	3.14	3.26	3.10	3.14	2.88	3.05	3.06	3.46
Amount of Class Days	88	335	453	636	450	543	684	741	703
Segments	56	210	301	419	296	346	423	585	514
Average Days/ Class	1.57	1.60	1.50	1.52	1.52	1.57	1.62	1.27	1.37

	Students	Instructors		Month	YTD	
Firearms (Range)	744	345	Firearms/ BWC	Training Hours Outside	284	3875
ESU	152		Monthly	Training Hours Inside	1305	7412
Instructor POST	58		Recruits			
SRO Certification	57					
NCIC/Collect	48		Annual Recertification			
Detectives	30					
K-9	24					
CIT	24					
Traffic Unit	16					



October 2024



Congratulations & Welcome to Officer Seth Dyess!

Seth Dyess was officially sworn in on October 1, 2024. He has begun his training at the Connecticut Police Academy, where he will reside while completing his initial training requirements.



Upon returning to Fairfield, Officer Dyess will participate in our Field Training and Evaluation Program, working closely with an experienced officer to ensure he is well-prepared for solo patrol and ready to serve our community.

We look forward to seeing his contributions to Fairfield and wish him the best of luck at the Academy!

Congratulations to Traffic Safety Officer Anthony Renaldi and Crash Reconstruction Officer Kevin Wells for being recognized at the MADD 2024 Awards! On

Both officers were honored last week for their dedication and efforts in preventing impaired driving and promoting road safety in our community.

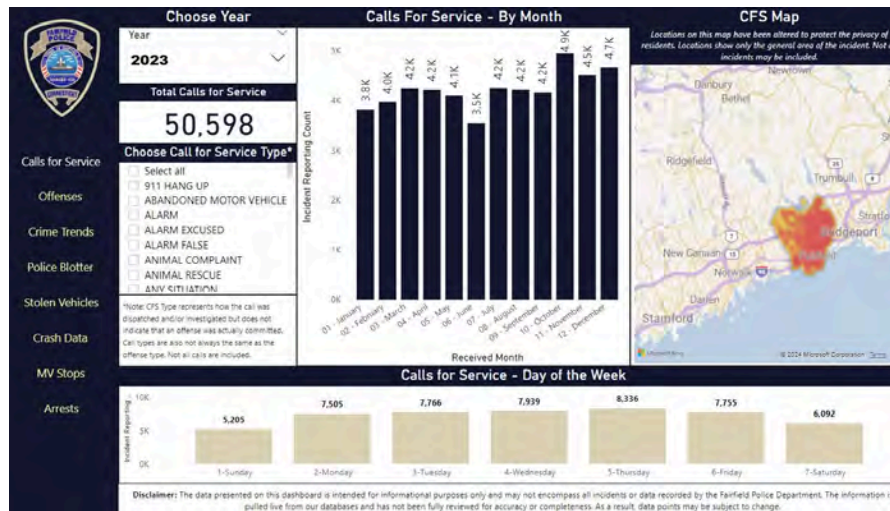
We are proud to have them on our team, working tirelessly to keep Fairfield's roadways safe.



Congratulations to Captain Michael Paris, Lieutenant Evan Kaesmann, Sergeant Jenna Wellington, and Sergeant Raymond Quiles on their promotions during a ceremony held at the Fairfield Museum & History Center on October 10, 2024.

October 2024

Our Interactive Crime and Statistical Dashboard was launched on October 15, 2024!



We're excited to launch the Interactive Crime and Statistical Dashboard, designed to enhance transparency and provide deeper insight into the activities of the Fairfield Police Department. This new feature offers easy access to key data, including calls for service, motor vehicle stops, crash statistics, crime trends, and more—all in one place!

To protect the privacy of community members, some information may be excluded, and map locations may be slightly altered. The dashboard is updated daily beginning at 7 AM and is typically complete by 7:30 AM, depending on the amount of data being processed. As this is a dynamic tool, regular updates will occur to ensure accuracy and provide additional insights into our community's safety.

Explore the dashboard and stay informed by visiting fpdct.com/crimestats.



Our School Safety Officers had some special visitors on Halloween — students dressed up as officers themselves! It's always a joy to see our young ones celebrating and honoring our community heroes. Check out the Halloween spirit and community pride in action! Have a fun and safe Halloween tonight, Fairfield!

October 2024

Supervisory Recognition of Personnel

The following personnel were recognized this month for exemplary actions or achievements, regardless of when the incident or effort occurred. This section highlights outstanding contributions by team members who have demonstrated exceptional commitment and professionalism. Supervisor recognition is essential in building a culture of excellence, encouraging continued dedication, and acknowledging the impactful work of our personnel.

Detectives Griffin, Procaccini, McKeon, and Buckmir

On February 6, 2024, the Fairfield Police Department responded to a report of an elderly woman who had fallen victim to a financial scam, withdrawing \$20,000 for a suspect who was enroute to collect the money; this type of scam has plagued the entire country, and the suspects are often part of a highly organized fraud ring. Detectives conducted surveillance, executed multiple search warrants, apprehended the suspect, seized over \$16,000 in stolen funds, and uncovered links to fraud cases in multiple states. The efforts made by the detectives also led to saving the Fairfield victim \$20,000.00

Detective Sergeant Ioli, Detectives Zerella, Colwell, Procaccini, Fucci, Mazzocchi, and Officer Falbo

On September 1 and 2, 2024, Fairfield officers responded to multiple larcenies from vehicles and an overnight residential burglary on Highlawn Road and Lovers Lane, where suspects stole items including a key fob and house keys from unlocked vehicles before leaving on a moped. The suspects returned later that night, attempting to enter a residence using the stolen keys. An extensive investigation by the Quality of Life Unit, in collaboration with the Bridgeport Auto Theft Task Force (ATTF), led to the identification and arrest of two juveniles, aged 14 and 17, who were connected to another crime spree on Shoreham Terrace. On September 19, 2024, both juveniles were apprehended after fleeing from detectives, with the 14-year-old attempting to discard a loaded firearm; both confessed to their involvement in the burglaries and a shooting in Bridgeport.

Officer Bakula, Officer Ardizzone, Officer Wells, Officer Nadeau

On October 3, 2024, Officer Bakula received information that a vehicle, involved in an armed carjacking, had rammed a Wilton PD patrol car. K9 Officer Bakula located and pursued the suspect on the Merritt Parkway, with K9 Officer Ardizzone joining as backup. The suspect exited and re-entered the highway on two separate occasions, at one point traveling the wrong direction. The vehicle collided head on into a family of four subsequently fleeing on foot across the highway into a wooded area. Officer Bakula, with K9 Trace, apprehended one suspect in the woods. Officers Bakula, Ardizzone, and Wells coordinated with other jurisdictions for hours in search of the outstanding suspect. Officer Nadeau was able to obtain the second suspect's identification, despite attempts to provide false names to other officers.

After an hours long search, Officer Wells located the second suspect seated in the backseat of a vehicle driven by an operator who arrived at FPD Headquarters to bond out his son, the initial suspect apprehended by Bakula. The incident demonstrated determination and professionalism by our officers in apprehending two dangerous suspects that spanned multiple towns.



The Fairfield Police Department remains dedicated to maintaining a safe community, protecting life and property, reducing crime and the fear of crime and to performing its function in a manner which promotes public trust and confidence. The Department strives to achieve its mission through the core values of Professionalism, Honor and Excellence.

www.fpdct.com